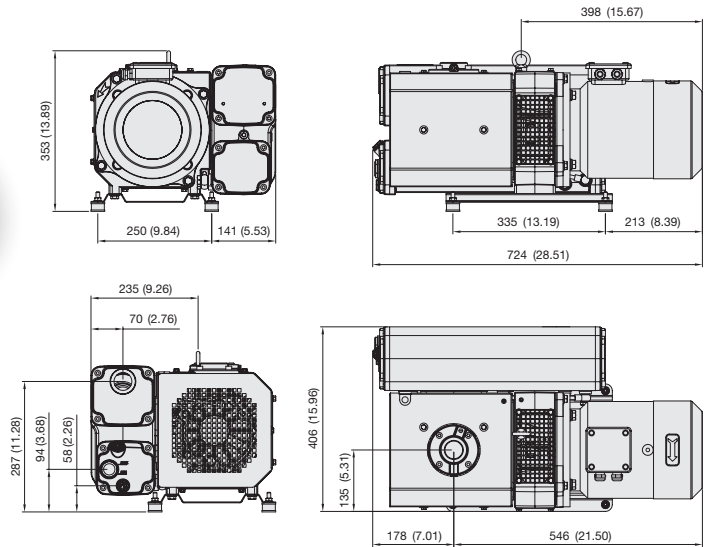


# PUMP MODELS

## ▶ Agilent MS-101



Dimensions: millimeters (inches)

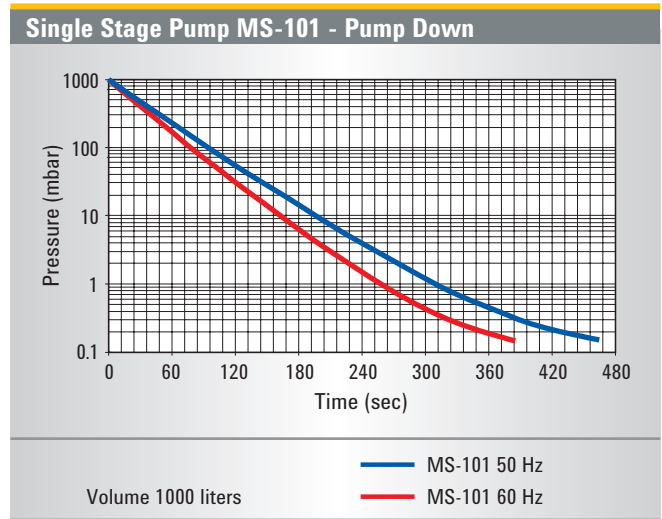
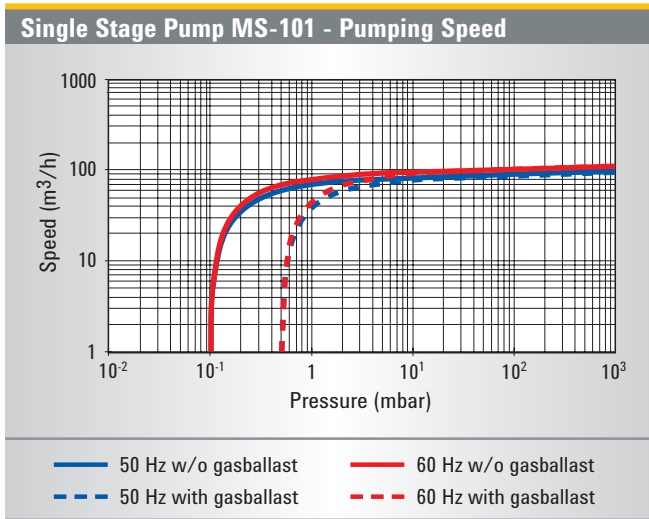
### Technical Specifications

<b>Free air displacement</b>	60 Hz: 130 m <sup>3</sup> /hr, 76 cfm 50 Hz: 110 m <sup>3</sup> /hr, 65 cfm
<b>Pumping speed*</b>	60 Hz: 109 m <sup>3</sup> /hr, 64 cfm 50 Hz: 95 m <sup>3</sup> /hr, 56 cfm
<b>Ultimate partial pressure (with gas ballast closed)</b>	≤ 0.1 mbar (≤ 8 × 10 <sup>-2</sup> Torr)
<b>Ultimate total pressure (with gas ballast open)</b>	≤ 0.5 mbar (≤ 0.4 Torr)
<b>Power</b>	60 Hz: 3.0 kW (4.0 HP) 50 Hz: 2.2 kW (3.0 HP)
<b>Electrical motor characteristics</b>	IM B5 Δ230/Y400 V at 50 Hz IM B5 YY230/Y460 V at 60 Hz IM B5 Δ220/Y380 V at 60 Hz
<b>Revolutions number</b>	60 Hz: 1800 RPM 50 Hz: 1500 RPM
<b>Water vapor tolerance</b>	60 Hz/50 Hz: 40/30 mbar (30/23 Torr)
<b>Water vapor capacity</b>	60 Hz/50 Hz: 3/2.2 kg/h (3.3/2.4 qt/hr)
<b>Noise level**</b>	60 Hz/50 Hz: 68/66 dB(A)
<b>Inlet port</b>	1¼" gas / 1¼" NPT/ DN40KF using adapter flanges
<b>Exhaust port</b>	1¼" gas / 1¼" NPT
<b>Oil</b>	type MS-01, charge 3 liter (3.1 qt)
<b>Working ambient temperature range</b>	+12 +40 °C (+54 +105 F)
<b>Storage temperature</b>	-15 +70 °C (+5 +158 F)
<b>Dimensions</b>	60 Hz: 750 x 405 x 349 mm (20.5 x 15.9 x 13.7 in.) 50 Hz: 718 x 405 x 349 mm (28.3 x 15.9 x 13.7 in.)
<b>Weight</b>	
with 2.2 kW motor	85 kg (187 lbs)
with 3.0 kW motor	89 kg (196 lbs)
without motor	62 kg (137 lbs)

\* According to PNEUROP 6602

\*\* According to EN ISO 2151 (50/60 Hz)

# HIGH CAPACITY MS-RPS SERIES



## Ordering Information

### High Capacity Rotary Vane Pumps \*

	<b>Part Number</b>
MS-101 2.2 kW Δ230/Y400 V, 50 Hz; IE2; inlet 1¼" gas	X3751-60019
MS-101 3.0 kW Δ230/Y400 V, 50 Hz; 460 V, 60 Hz; inlet 1¼" gas	X3751-64008
MS-101 3.0 kW Δ230/Y380 V, 60 Hz; IE2; inlet 1¼" gas	X3751-60026
MS-101 3.0 kW YY230/Y460 V, 60 Hz; IE2; inlet 1¼" NPT (US version)	X3751-60021

\* Oil charge not included

### Oil and Accessories

	<b>Part Number</b>
MS-01 Oil charge for MS-101 (3 liters)	X3760-64001
Inlet air filter with polyester cartridge, for DN40 KF	X3751-60014
Inlet air filter with polyester cartridge, for 1¼" gas	X3751-60013
Inlet air filter with polyester cartridge, for 1¼" NPT	X3751-60030
Connection fitting kit, for DN40 KF	X3751-60016
Connection fitting kit, for for 1¼" gas	X3751-60015
Connection fitting kit, for 1¼" NPT	X3751-60031
Exhaust filter control pressure switch	9495077
1¼" gas to DN40 KF adapter	X3751-64009
1¼" NPT to DN40 KF adapter	X3751-64010

### Spare Parts

	<b>Part Number</b>
MS-101 minor spare part kit	X3751-60010
MS-101 major spare part kit	X3751-60011
MS-101 inlet air filter polyester cartridge	X3751-60017
MS-101 exhaust coalescent filter kit	X3751-60018